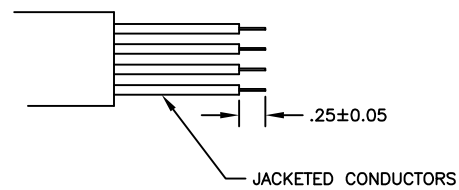
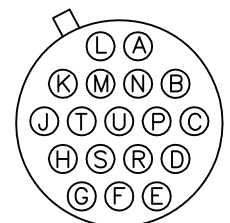


REVISIONS				
ZONE	LTR	DESCRIPTION	DATE	APPROVED
	A	INITIAL RELEASE. ECO 031613	9-24-13 M.C.	MN
	B	DELETED NOTE 2. ADDED NOTE 12. ECO 031751	3-11-14 M.C.	MN
	C	ADDED RJ45 DETAIL. SHEET 4 - CA275C AND CA275D. ECO 031770	4-03-14 M.C.	MN

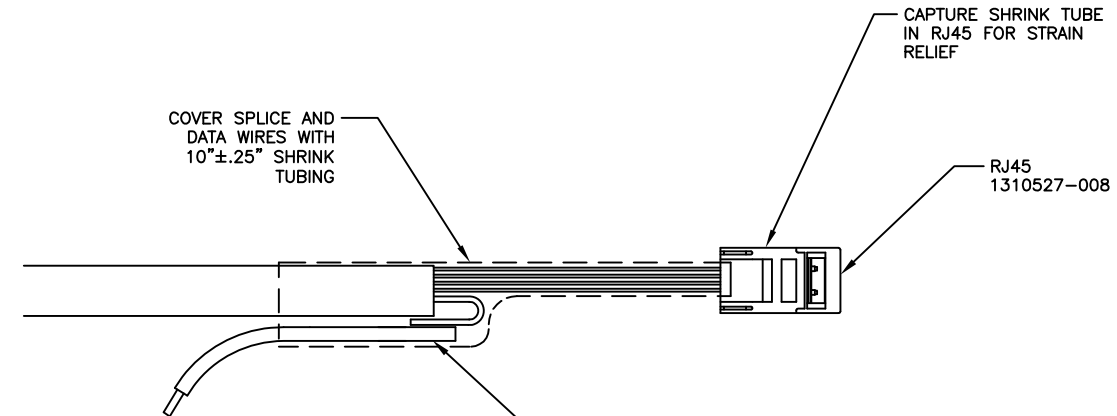


DETAIL "A"



1310230-211
VIEWED FROM
WIRING END

WIRE TERMINATION



DETAIL "D"
RJ45 DETAIL

12. MUST BE ROHS COMPLIANT. USE ONLY PB-FREE SOLDER

- POT MAIN CONNECTOR PER MM-81.
- SOLDER 12" BLACK #18 WIRE TO SHIELD BRAID. STRIP/TIN 0.5" FREE END OF WIRE.
- SOLDER 12" BLACK #18 WIRE TO SHIELD DRAIN WIRE. COVER END OF JACKET AND SOLDER JOINT WITH 2" HEAT SHRINK. STRIP/TIN 0.5" FREE END OF WIRE.
- UNUSED WIRE TO BE CUT FLUSH W/OUTER JACKET AND COVERED BY HEAT SHRINK.
- IDENTIFY WITH THE 'CAxxxx' CABLE NUMBER AS INDICATED IN THIS DRAWING, THE REVISION OF THIS DRAWING, "ROHS" AND THE SPECIFIED CABLE LENGTH APPROX. WHERE SHOWN.
- IDENTIFY WITH NOMENCLATURE INDICATED APPROX. WHERE SHOWN.
- INSTALL CONNECTORS PER MFR. INSTRUCTIONS.
- STRIP OUTER JACKET BACK 6" ±.5". STRIP INDIVIDUAL CONDUCTORS .25"±.05" AND TIN WIRE. UNUSED WIRE TO BE CUT FLUSH WITH OUTER JACKET AND COVERED BY HEAT SHRINK IF REQUIRED. SEE DETAIL A.
- FOR CABLE LENGTHS GREATER THAN 10 FEET: STRIP OUTER JACKET OF CABLE BUNDLE BACK 6 FEET. FOR CABLE LENGTHS LESS THAN 10 FEET: STRIP OUTER JACKET OF CABLE BACK 1/2 OF SPECIFIED LENGTH. FOR ALL CABLES: TERMINATE WIRES AS INDICATED BY SCHEMATIC. COVER END OF OUTER JACKET WITH 4" HEAT SHRINK.
- DELETED.
- CA275A,C,D MAX. CABLE LENGTH: 328 FEET, CA275B MAX CABLE LENGTH: 80 FEET MINIMUM CABLE LENGTH IS 3 FEET.

NOTES: UNLESS OTHERWISE SPECIFIED

UNLESS OTHERWISE SPECIFIED DIMENSIONS ARE IN INCHES DIMENSIONS IN () ARE METRIC (mm)		DRAFTER M.C. 09-24-13		ELECTRONICS DIVISION	
TOLERANCES ARE:		CHECKER MN		SAN DIEGO CALIFORNIA	
INCHES	ANGLES	APPD	CABLE ASSEMBLY CA275		
.00 ±.03 (0.0) ±1.0 ±0° 30'		APPD			
.000 ±.010 (0.00) ±0.25		APPD			
MATERIAL FINISH					
MATERIAL FINISH		RELEASE ECO 031613	SIZE CODE IDENT NO. D 05157 7411275 C		
MATERIAL FINISH		DO NOT SCALE DRAWING			
REF 7411996	MATERIAL FINISH		SCALE NONE		
DASH REQD NEXT ASSEMBLY	MATERIAL FINISH		SHEET 1 OF 4 REV		

8 7 6 5 4 3 2 1

D

D

C

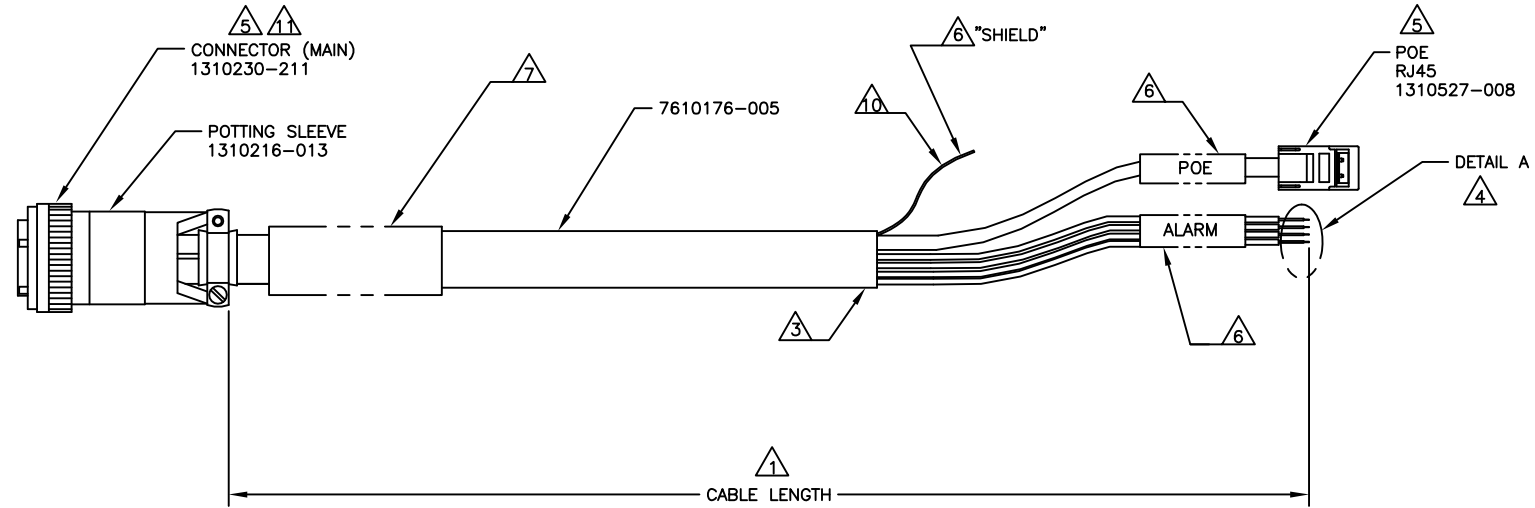
C

B

B

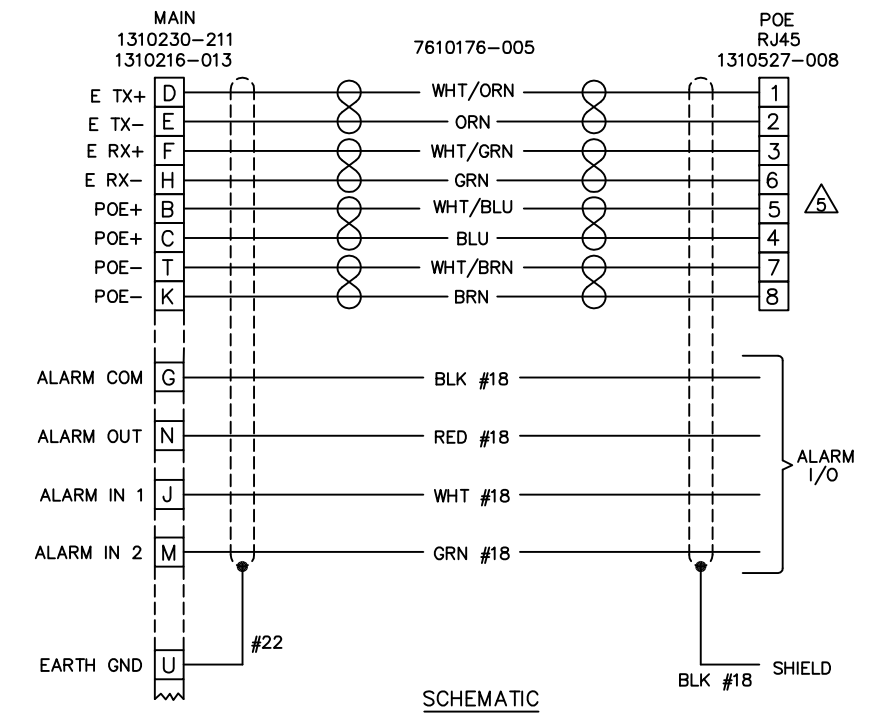
A

A



CA275A

CA 275	CONNECTOR (MAIN)	ACCESSORY	CONNECTOR RJ45
A	1310230-211	1310216-013	1310527-008



SCHEMATIC

		DRAFTER M.C. 09-24-13		ELECTRONICS DIVISION		
		CHECKER MN		SAN DIEGO CALIFORNIA		
		APPD		CABLE ASSEMBLY CA275		
		APPD				
		RELEASE ECO 031613	DO NOT SCALE DRAWING			
REF	7411996		SIZE D	CODE IDENT NO. 05157	7411275	C
DASH REQD	NEXT ASSEMBLY		SCALE NONE	SHEET 2 OF 4	REV	



8 7 6 5 4 3 2 1

D

D

C

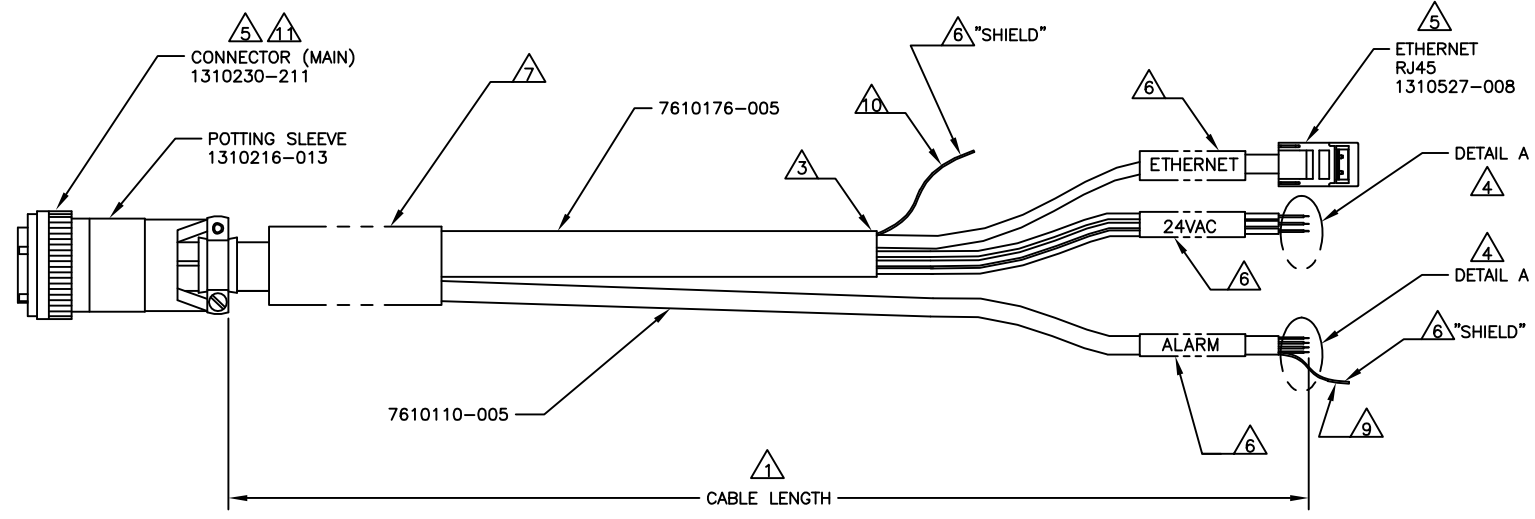
C

B

B

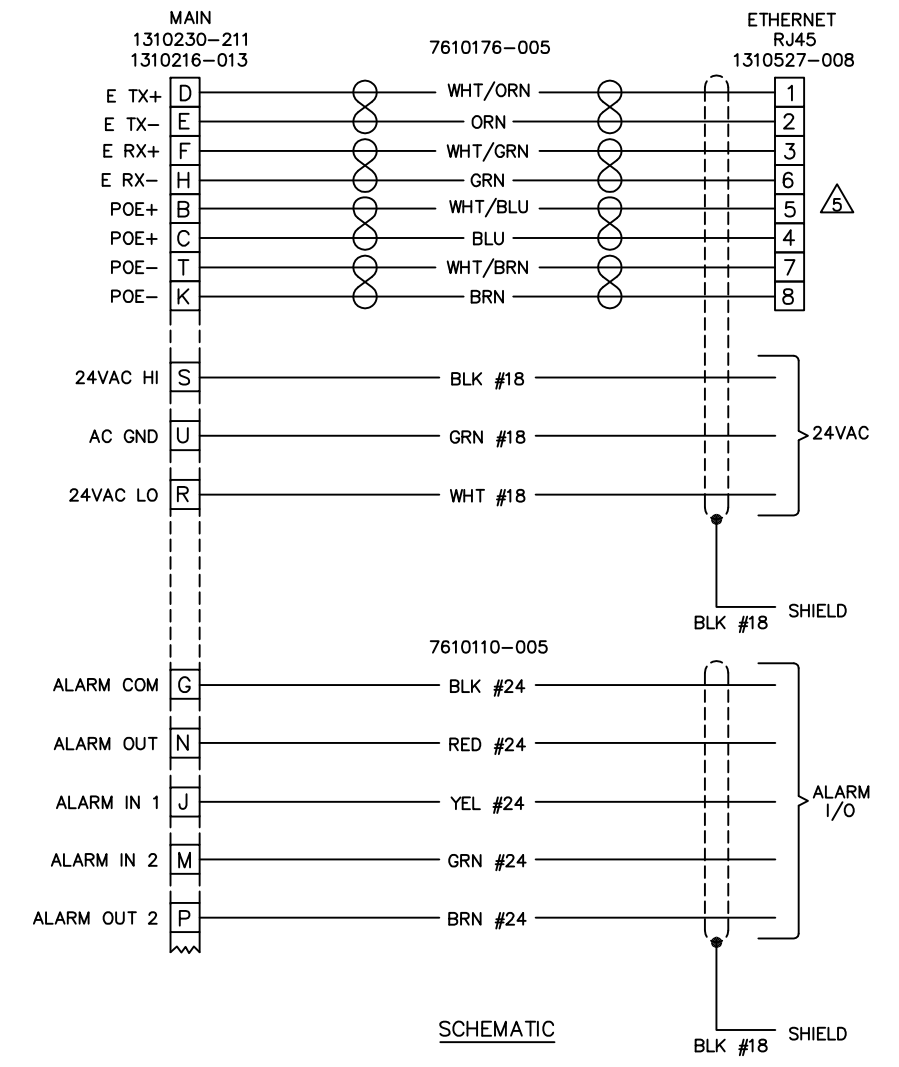
A

A



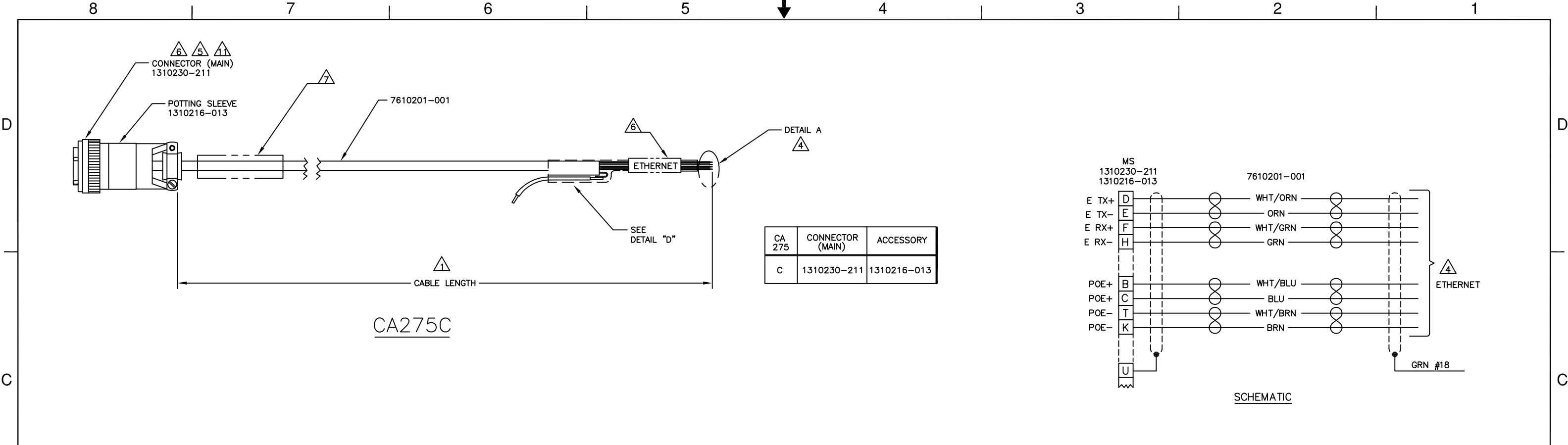
CA275B

CA	CONNECTOR (MAIN)	ACCESSORY	CONNECTOR RJ45
275	1310230-211	1310216-013	1310527-008
B	1310230-211	1310216-013	1310527-008



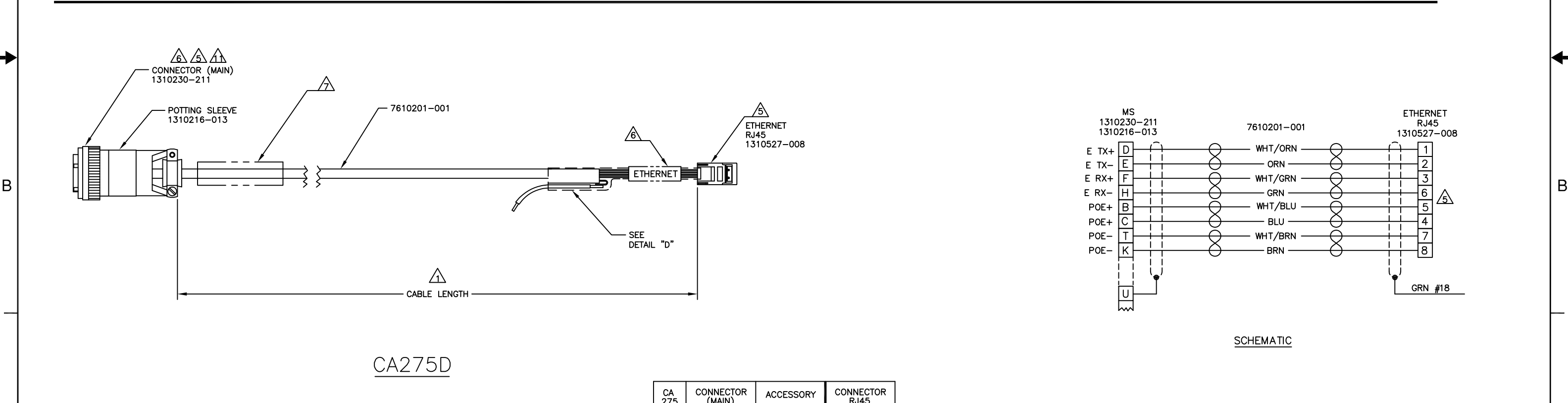
		DRAFTER M.C. 09-24-13		ELECTRONICS DIVISION		
		CHECKER MN		SAN DIEGO CALIFORNIA		
		APPD		CABLE ASSEMBLY CA275		
		APPD				
		RELEASE ECO 031613				
		DO NOT SCALE DRAWING				
REF	7411996		SIZE D	CODE IDENT NO. 05157	7411275	
DASH	REQD	NEXT ASSEMBLY	SCALE NONE	SHEET 3 OF 4	REV C	





CA 275	CONNECTOR (MAIN)	ACCESSORY
C	1310230-211	1310216-013

CA275C



CA 275	CONNECTOR (MAIN)	ACCESSORY	CONNECTOR RJ45
D	1310230-211	1310216-013	1310527-008

CA275D

NOTES: UNLESS OTHERWISE SPECIFIED

DRAFTER M.C. 09-24-13		ELECTRONICS DIVISION		
CHECKER MN		SAN DIEGO CALIFORNIA		
APPD		<p>CABLE ASSEMBLY CA275 SERIES</p>		
APPD				
RELEASE ECO 031613	SIZE D	CODE IDENT NO. 05157	7411275	C
NEXT ASSEMBLY	NONE	SHEET 4 OF 4	REV	